

**BECAUSE
OF THEM
WE CAN**

BOX
JUST FOR KIDS



BECAUSE OF ALVIN AILEY & JUDITH JAMISON

AGES 5-8

BOTWC MINIS POSING AS
JUDITH JAMISON
& ALVIN AILEY



TWO LIVES INTERTWINED




ALVIN AILEY

Alvin Ailey was born in 1931 and became a dancer. In 1958, at just 27 years old, he **founded** (or opened) his own dance theater called the Alvin Ailey American Dance Theater.

He grew up raised by a single mother, and he loved music and dance. After he saw a dance performance himself, he knew his dream was to become a dancer.

He learned a lot from Lester Horton and he even joined Horton's dance company. Just a few years later, he performed on **Broadway** which is a place that puts on the top shows that are seen and known by a lot of people - and one of the biggest **achievements** for dancers and performers.

Ailey was a dancer but he also started to create dance **routines**. He loved that dance helped to show Black people as free and full of joy. His dance company has become famous for its great work, as well as being known for including Black dancers.



ALVIN AILEY

JUDITH JAMISON

Judith Jamison was a dancer at the Alvin Ailey American Dance Theater. She was born in Philadelphia to parents who **encouraged** her to study piano and violin. She started dancing very early, at the age of six. After she **graduated** high school she went to Fisk University for college but she left to go to a dance academy.

She first danced with the American Ballet Theatre in New York. After dancing with them for about a year Alvin Ailey invited her to join his dance company. She did many shows with the company and Ailey even created a solo for her called "Cry".



Jamison was a superstar and did many ballet shows for companies all over the world. However, when Ailey asked her to take over as artistic director she came back with open arms. She took the dance company to major heights! She has won many awards for her dance, her choreography, and her leadership.




READ & RESPOND

1. Which text is about dance?

2. The texts are the same because they are about...

3. The texts are different because...



DANCE, DANCE, AND MORE DANCE!

Instructions: We see dance all the time. If you have ever watched an awards show, gone to a concert, watched a movie, or even seen a sports game like the Super Bowl, you have watched dancers. Dancing can be something you just do on your own, or if you are part of a group you all may learn the same dance and then perform it. When someone designs a dance that is called choreography. You will learn a line dance using the choreography below. After you do a dance that was created by someone else, you will then have the chance to create your own dance.

STEP 1:	Take your right foot and step to the right
STEP 2:	Bring your right foot back in
STEP 3:	Take your left foot and step to the left
STEP 4:	Bring your left foot back in
STEP 5:	Hop
STEP 6:	Hop
STEP 7:	Clap
STEP 8:	Clap



I WANTED TO EXPLORE
BLACK CULTURE
AND I WANTED THAT CULTURE
TO BE A REVELATION.



GLOSSARY

Choreographer - the person who decides how a dancer or group of dancers will move during a performance

Founded - began or created (something that is meant to last for a long time)

Broadway - a street in New York City where there are many theaters — used to refer to the world of the theater in New York City

Achievement- something that has been done or achieved through effort : a result of hard work

Routine - a series of things (such as movements or jokes) that are repeated as part of a performance

Encouraged - made (someone) more determined, hopeful, or confident

Graduate - to earn a degree or diploma from a school, college, or university

DANCE, DANCE, AND MORE DANCE!

Try this dance to a song you like. Many dances have an eight count. Now you can create your own dance. Create eight movements. In each box, write the directions for the movement and draw a picture. See if you can teach the dance to someone or perform it for them.

STEP 1:	STEP 2:	STEP 3:	STEP 4:
Directions:	Directions:	Directions:	Directions:
Picture:	Picture:	Picture:	Picture:

STEP 5:	STEP 6:	STEP 7:	STEP 8:
Directions:	Directions:	Directions:	Directions:
Picture:	Picture:	Picture:	Picture:

MATH IN RHYTHM

In many dances there are times where you repeat the moves and there are patterns. Answer the questions below filling in the missing number.

1) _____ + 6 = 8

2) _____ + 10
= 18

3) 5+ _____ = 8



ANSWER KEY: 1) 2 2) 8 3) 3

The creative process
is not controlled by a switch
you can simply turn on or off;
it's with you all the time.

-ALVIN AILEY

TAKE THE PLEDGE

I WILL HONOR
THE SACRIFICES OF
MY ANCESTORS.

I WILL BELIEVE
IN ME.

I WILL PURSUE
MY DREAMS.

I WILL HELP
OTHERS ALONG
THE WAY.